

SPX-01

Azimuth & Elevation antenna rotator



SPX-01 and PLATE-03 (Plate-03 is accessory)



High Resolution MD-02 Controller



Standard controller Rot2Prog

The SPX-01 Azimuth and Elevation Rotor is available in 2 versions:

- 1) Standard version: AZ & EL rotation, **Resolution 0.5 degree** (P/N: SPX-01)
- 2) High resolution version: AZ & EL rotation, **Resolution 0.2 degree** (P/N: SPX-01/HR)

The **SPX-01** is Light Duty solution to Rotate in Azimuth and Elevation your Antenna, Dish antenna , Astronomy Tele scope, Camera, Light Box and many more which must be rotated in 2 axes.

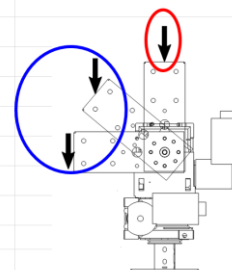
Each rotor is supplied **including an controller**, Standard Model: **Rot2Prog**, High Resolution Model: **MD-01** or **MD-02** and all comes with an build in Track interface (USB), lot of tracking program available and easy to install on your Lap-Top or PC and connect the Controller through USB. You can now auto track Moon, Sun, stars, constellations, galaxies, planets, etc etc. But if you prefer, you can operate manual by pressing the buttons on the front of the panel or supplied mouse (option). The degree readout is displayed on the front LED display in 0.1 degree steps /HR model and 0.5 degree Standard model.

SPX-01 Rotators are supplied including:

SPX-01 Standard version	SPX-01/HR Version *
Controller incl. build in track interface (USB) Rot2Prog	Controller incl. build in track interface (USB) MD-01/02
Connectors & USB Cable	Connectors
Heavy Duty mounting Antenna Bracket	Heavy Duty mounting Antenna Bracket
CD-Rom	CD-Rom
Waterproof IP-55	Waterproof IP-55
Quick start guide	Quick start guide
Control Mouse	Option: TCP/IP Module (Ethernet) + Mouse

* Controller /HR version MD-01 and MD-02 are Electric exactly equal, only the housing is different, controller specification on page 2 !

Specifications: SPX-01 Azimuth and Elevation Rotator	
Turning torque	50 Nm
Brake Torque	250 Nm
Brake Construction	Double Worm Gear
Maximal Vertical Load = Red Circle	30 Kg = Red Circle Vertical load is max load on Azimuth & Elevation bearing
Maximal mounting weight bracket	11 Kg = Bleu Circle Mass weight 11Kg is without counterweight, if in perfect balance by using counter weight max 30Kg is allowed. (30Kg is Incl weight of counterweight !)
Rotation Speed	3.5 dgr/sec @ 12Volts DC / 5.3 dgr/sec @ 18Volts DC
Resolution Standard version	0.5 degree
Resolution /HR version	0.1875 degree
Rotation Range Az/EI	360 / 180 deg
Weight Mass Kg	12,8 Kg
Position Sensor Standard version	Reed Switch
Position Sensor /HR version	Hall Effect Sensors
Mast size Bottom mount	Supplied flat plate (base plate mount)
Mast size Elevation mount	Supplied Antenna mounting bracket
Control cable core standard version	2 * 4 Core 1.5mm2 (Part No: CC4/001/25)
Control cable core /HR version	4 Core 1.5mm2 unshielded / 2 * 4 Core 0.25mm2 Shielded
Environment	Ground / Mobile free air and / or Sheltered
MTBF	12500 hours @ -20 to +55°C
Rotor Waterproof	IP-55



Specifications Supplied controller:

	Rot2Prog (desk-top model)	MD-01 (19" Rack mount model)	MD-02 (desk-top model)
Supply voltage:	12.....18 Volts DC	12.....18 Volts & 20...24 Volts DC	12.....18 Volts & 20...24 Volts DC
Current consumption:	3 ...20 A (Max current depends on load)	3 ...20 A (Max current depends on load)	3 ...20 A (Max current depends on load)
Supplied including:	Digital controller, build in PC track interface, software, Connectors, mouse, USB cable	Digital controller, build in PC track interface, software, Connectors	Digital controller, build in PC track interface, software, Connectors
Dimensions:	(250x220x40mm)	(483x366x45mm)	(386x306x70mm)
Weight:	2 Kg	5 Kg	5 Kg
Housing:	Aluminium / steel	Aluminium / steel	Aluminium / steel
Environment:	Ground / Mobile Sheltered	Ground / Mobile Sheltered	Ground / Mobile Sheltered
MTBF:	15000 hours @ -5 to +40°C	15000 hours @ -5 to +40°C	15000 hours @ -5 to +40°C
Display:	2* 4 digit (green)	LCD 2*20 digit (green)	LCD 2*20 digit (green)
Connectors:	Supplied for Rotor connection	Supplied for Rotor and Sensors	Supplied for Rotor and Sensors

Note: Controller MD-01 and MD-02 are Electric exactly equal, only the housing is different !

RF HAMDESIGN & SPX Controllers will support the following software:

PST Rotor (Also /HR controllers MD-0X), MacDoppler (MacDoppler Ham Radio Satellite Tracking for Macintosh), N1MM Logger, Ham Radio Deluxe, Logic 7 Version => 7.0.45, Orbiton Satellite Tracking, Gpredict Satellite Tracking Linux and MAC, SatPC32 Satellite Tracking - works on windows only, DXLab (DX View), TRXmanager.

Most software should also work if it supports Yaesu type rotators !

Note: #1 Software may have new versions and some options may have changed #2 We have not tested all this software !

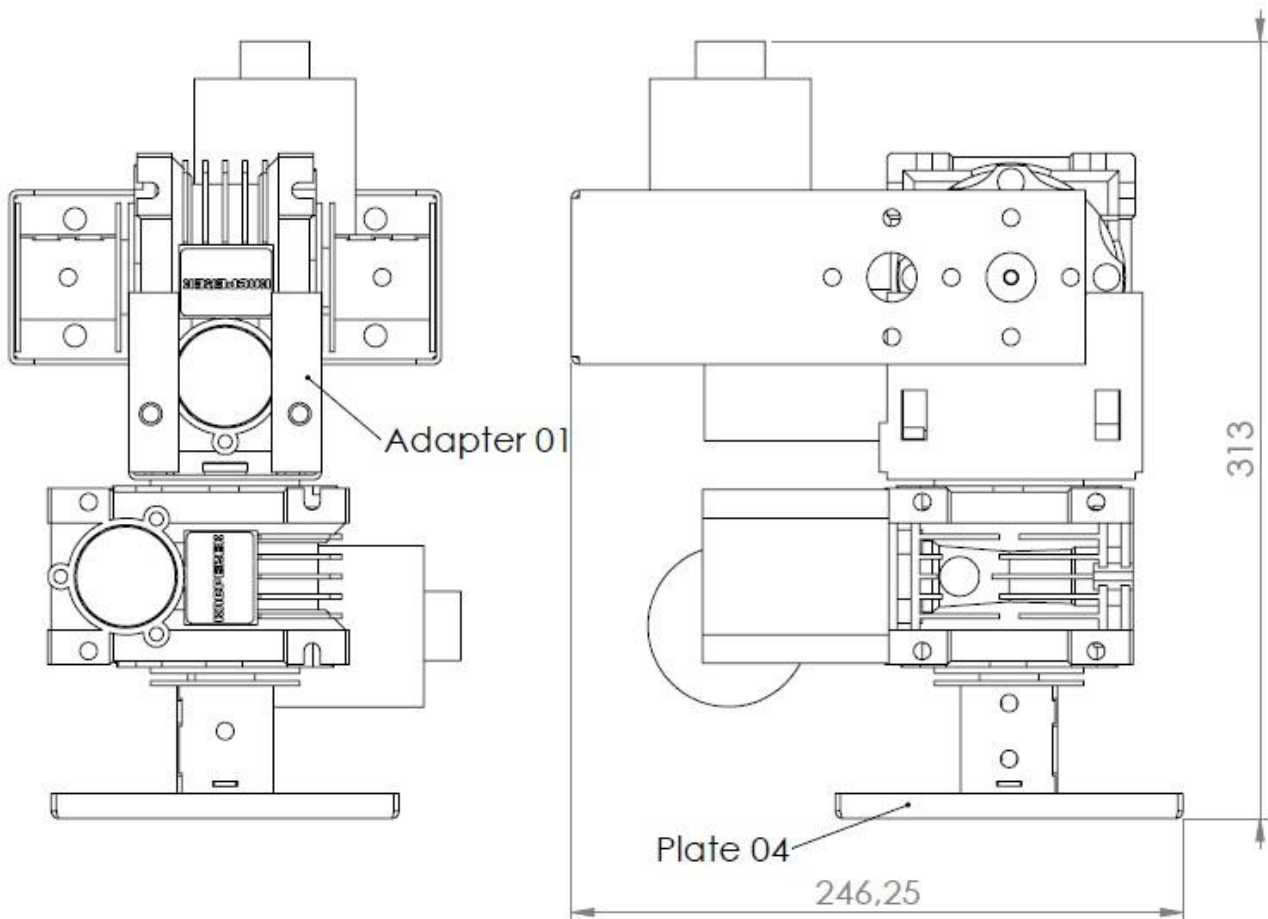
#3 Most software is for use with Rot2Prog (Dual-Ax rotor AZ&EL), but some also work with the single Ax rotor system Rot1Prog

SPX-01 Available Accessoires

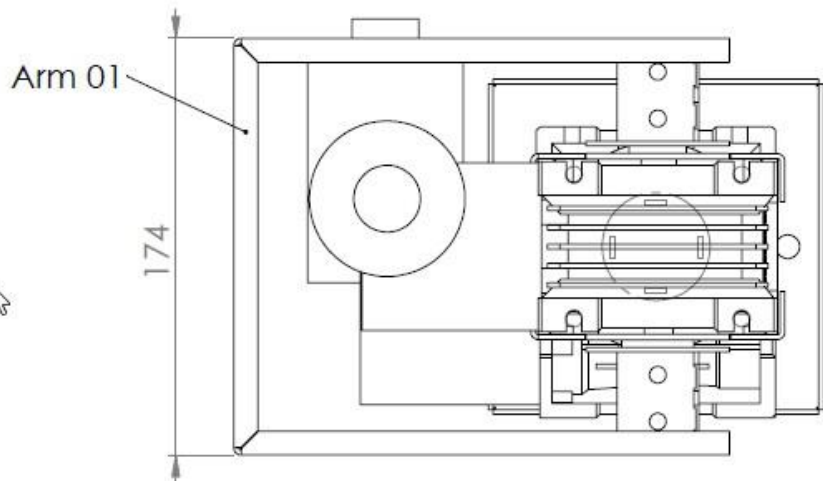
SPX-01 Accessoires	P/N Refer Pricelist	Model
Motor Control Cable 4-core (4x1,5mm ²) Reel: 25, 50, 75, 100 meter length (Use for SPX-01/HR)	CC4-001/25	
Order 2* 4-core length / HR rotor system ! Sensor Control Cable Screened (4x0.25mm ²) Reel: 25, 50, 75, 100 meter length (Use for SPX-01/HR)	CS4-001/25	
Motor Control cable 8-core (8x1,5mm ²) Reel: 25, 50, 75, 100 meter length (Use for SPX-01 Standard rotor)	CC8-001/25	
Power Supply Unit 13,5 – 18 Volts / 20 A Dim: 23 x 11 x 5,5 cm (LxBxH) (Use for SPX-01 Standard rotor)	PW-32015	
SPID MOUSE Control AZ & EL rotation by mouse direct connected to MD0X	SPID MOUSE	
Power Supply PS-01 Dual Voltage 15Volt / 10A and a 22Volt / 22A (Same dimensions as MD-01 controller) (Use for SPX-01/HR rotor)	PS-01	
Power Supply PS-02 Dual Voltage 15Volt / 10A and a 22Volt / 22A (Same dimensions as MD-02 controller) (Use for SPX-01/HR rotor)	PS-02	
BR-08 Adaptor plate BR-08 is used to interface RF HAMDESIGN Mesh Dish with a SPX-01 or SPX-02 rotor This plate can be mounted direct to the Bracket of the SPX-0X rotor and RF HAMDESIGN DISH Max dish size is 1.9Meter (Use for SPX-01/HR rotor) (Use for SPX-01 Standard rotor)	BR-08	
MD-0X Ethernet Module TCP/IP Control rotor system through internet (Use for SPX-01/HR rotor)	SPID-ET	

Note: Actual Prices can be found in our price list, download link at our web-site: www.rfhamdesign.com

SPX-01 Azimuth & Elevation antenna rotator



SPX-01 + PLATE-03 and 1.2Meter Mesh Dish mounted



SPX-01
Dimensions in mm

© RF HAMDESIGN 2017 – The Netherlands.

Short summary specifications MD-01 & MD-02 controller = SPX-01/HR

(MD-01 = 19" Rack mount / MD-02 = Desktop model housing)

The MD-0X rotor controller has a built-in backlight Display which shows Azimuth & Elevation real-time at 0.1 degree resolution. This means the rotor can also be used as a stand-alone configuration and the Azimuth & Elevation engine can be moved using the arrow buttons at the front.

The menu can be entered and changes can be made to all available functions.



Note: The MD-0X controller can handle 2 rotor systems, this means you can also drive 2 Azimuth or 2 Elevation rotators at the same time !

Built in the MD-0X rotor controller is also a track interface which will be connected through USB (Win XP...Win 7, 8, 10) USB Driver is available and ready for download at our /HR support page. (/HR = High Resolution)

Lots of new functions are available now and can be configured by the user through MD01dde.exe PC interface:

MD-01 (UI) Interface (Picture right) can be used to control the AZ & EL rotor by Personal Computer.

One of the most used track program Orbitron is integrated to select easy.
(more info at the SPID /HR support page)



More available functions MD-0X

(Standard controller excluded)

- ✓ Most used and special function is the integrated function: Soft Start and Soft Stop !
Soft start and stop has available a 3 step Delay time and a 3 step acceleration time. Both Delay and acceleration can be set by the user step by step. This function is very helpful for large dishes
- ✓ Firmware update free of charge
- ✓ Short way function for Satellite track
- ✓ USB controlled
- ✓ Mouse option: control AZ and EL movement by a mouse connected to MD-02
- ✓ Minimum and maximum angle free adjustable for Azimuth and Elevation
- ✓ Write your own protocol and/or PC application (protocol available for download)
- ✓ Ethernet module option (ready to build in)
- ✓ Free of charge software update available at our High Resolution support page (need password to access)
- ✓ Track software supported: Orbitron and PST rotor (more will be available)
- ✓ MD-01 Rotor Controller can emulate all Yaesu rotor drivers !

We recommend to use Power supply module PS-01 to drive the MD-01 controller + Rotor
And PS-02 Power supply to drive the MD-02 + Rotor

This Power module is a dual voltage output power supply which will be connected to the controller.

Short summary spec. Standard Controller Model: Rot2Prog = SPX-01

(Only available in Desktop model housing)

This standard controller (Rot2Prog) has a built-in track interface (USB) and buttons on the front of the panel to control the Azimuth and Elevation rotation manual.

The supplied "mouse" is used to control the both axes also, the mouse is connected directly to the controller.



When a PC is connected (OS Windows) you are able to control the rotor through the supplied application or a Third-Party Application and let it run on auto track mode.

This rotor set works great for example mobile stations, this setup, Azimuth & Elevation Rotator needs an external power supply of 12... 18V DC max! (Max 20Amp)
If you need a suitable power supply, model PW32015 is available in our web-store.



Available functions Standard controller:

- ✓ Twin Green LED 2 * 4 digital readout.
- ✓ Integrated computer interface (USB)
- ✓ Manual or computer control.
- ✓ 0.5 degree resolution.
- ✓ Emulates Yaesu GS-232 protocol or uses its own SPID protocol.
- ✓ Modified 'mouse' supplied for easy manual control.

Specifications Controller Rot2Prog

Rot2Prog (desk-top model)	
Supply voltage:	12.....18 Volts DC
Current consumption:	3 ...20 A (Max current depends on load)
Supplied including:	Digital controller, built-in PC track interface, software, Connectors, mouse, USB cable
Dimensions:	(250x220x40mm)
Weight:	2 Kg
Housing:	Aluminium / steel
Environment:	Ground / Mobile Sheltered
MTBF:	15000 hours @ -5 to +40°C
Display:	2* 4 digit (green)
Connectors:	Supplied for Rotor connection


SPID Power Supply Module, PS-01 & PS-02



Model: SPID PS-02

This Module, PS-0X is a Dual Voltage PSU which should be connected to MD-0X High Resolution rotor system **SPX-01/HR**

Standard build in is an professional 15Volt / 10A and a 22Volt / 22A Power Supply unit. The Power supply units PS-01 / PS-02 do have the same dimensions as MD-01 / MD-02 Controllers.



Model: SPID PS-02 and MD-02


Specifications: SPID PS-01 / PS-02 power supply		
Model:	PS-01 (19" Rack mount)	PS-02 (Desktop model)
AC input	50/60Hz – 100-240VAC	50/60Hz – 100-240VAC
Dimensions	(483x366x45mm)	(386x306x70mm)
Weight lbs / Mass Kg	6 Kg	6 Kg
Environment	Ground / Mobile free air and / or Sheltered	Ground / Mobile free air and / or Sheltered
MTBF	32000 hours @ -20 to +55°C	32000 hours @ -20 to +55°C
Supplied with:	Connectors and mains cable	Connectors and mains cable

Note: Actual Prices can be found in our price list, download link at our web-site: www.rfhamdesign.com





SPX-01 Base Mount Options



SPX-01 + PLATE-03 Mast Pole Mount



SPX-01 + PLATE-04 Mast Pole Mount

SPX-01 Accessoires	P/N Refer Pricelist	Model
PLATE-03 Mast Pole Mount Base (Base mast outside diameter: 48 – 52mm) Weight: 1.6Kg	PLATE-03	
PLATE-04 Heavy Duty Mast Pole Mount Base (Mast outside diameter: 42 / 80mm) Weight: 2.7Kg	PLATE-04	
ARM-02 Used to mount @ side of the rotor This option can be used place antenna's to the side of the rotor (Max add 2* ARM-02) (Mast outside diameter: 25 – 38 mm) Weight: 0.5 Kg Note: There is no mounting hardware supplied for the mast / pole mounting !	ARM-02	 

© RF HAMDESIGN B.V. The Netherlands, 2017, All rights reserved, All Pictures in this document do have copy right and may not be used for other publications without notification !

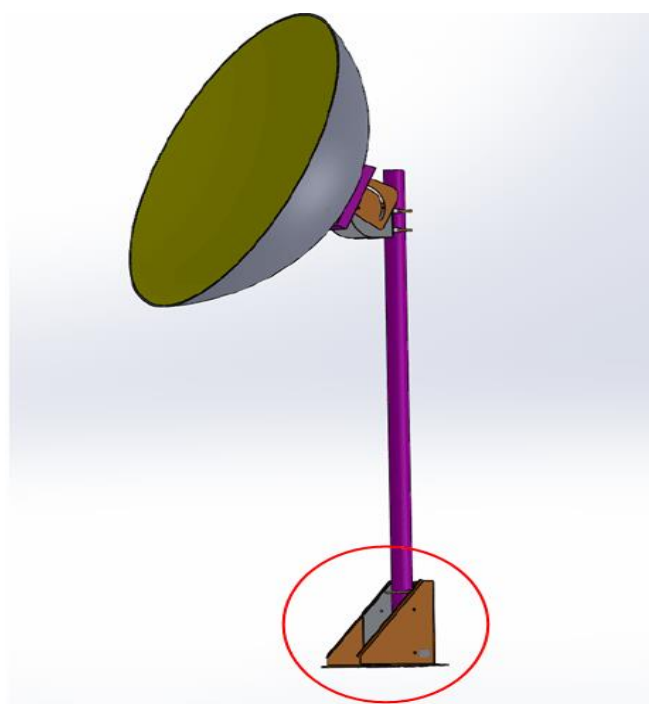
Optional BASE Plate mounting Bracket P/N: STR-00

This Bracket can be used to mount your antenna installation direct on the concrete or an heavy duty concrete slab by use of screws.

Max vertical pole length which can be placed depends on mounting antenna or object.

For example, 1 or 1.2 Meter dish, Max pole height 1.8Meter, Drawing example can be found on this page.

- Vertical Pole diameter mount: from 32 to max 75mm
- Weight: 5.6 Kg
- Supplied incl mounting clamp vertical pole (3 x)
- Supplied incl mounting hardware but without mounting screws concrete !
- Material: laser cutted, steel, painted black



Drawing and dimensions of the supplied SPX-01 bottom plate

