



Specifications Sheet:
PRIME FOCUS MESH DISH KIT
1.0 Meter DISH
Available F/D: 0.35 / 0.4 / 0.45 / 0.5




(Example Picture: 1.0 Meter dish (6mm mesh))

- ✓ This 8-Rib MESH DISH KIT is specially designed to use with prime focus dish feeds.
- ✓ RF HAMDESIGN can offer you a wide range of Dish feeds, Linear (H or V) or circular (LHCP or RHCP) polarized. Multiband linear dish feeds up to 5 band are also available.
- ✓ Built up notes of each Mesh Dish are in the supplied user manual described step by step with lot of pictures.
- ✓ Supplied centre of the dish is CNC milled.
- ✓ All delivered mounting parts are made of stainless steel and or Aluminum.
- ✓ To assemble RF HAMDESIGN's DISH KIT you will only need some small hand tools, a little hand driller, a metal saw, some fine writer, a small metal hand cutter, a open end spanner No. 10 and 13 and a Hand riveter.
- ✓ Assembly time is about 3...4 hours.



CNC milled center and easy to place rib




Mast clamp standard supplied

More.....

- ✓ All mesh dishes are supplied including CNC Milled center and an heavy duty mast clamp, max diameter clamp 52mm. (Dish can be mounted to a Horizontal or Vertical Pole)
- ✓ Dish KIT is supplied including 3-leg Dish Feed support.
- ✓ We do have available 2 options for max. useable frequency:....
 - Dish KIT Max usable frequency 6 GHz (6mm square hole mesh)
 - Dish KIT Max usable frequency 11 GHz (2.8mm square hole mesh)
- ✓ Dishes ordered including dish feed, come's also with dish feed mounting hardware !
- ✓ The Ready to go Dish Kit is packed into 1 box and easy to ship..... picture right before packing.

Prices can be found in our pricelist, download it from our website is PDF formats.

- RF HAMDESIGN Ships Daily World Wide !



Specifications 1.0 Meter Prime Focus Mesh Dish

Mesh usable up to GHz	6 GHz / Option 11 GHz – 2.8mm mesh
Weight 1M0 dish (excl. dish feed)	3 Kg / 4Kg (6mm / 2.8mm Mesh)
Wind load 120Km/h - 6mm/2.8mm mesh	109 Newton / 140 Newton
Mast clamp	48 – 52 mm
CNC Milled center	Aluminum, 120 mm diameter
15mm assembled ribs ready to place	8 pcs
Inner rings to secure mesh	1 pcs
Easy to place outer RIM	1 pcs
Feed support including	3 leg 15mm / square tube Aluminum
Available F/D	0.35 / 0.4 / 0.45 / 0.50

Gain calculation

(Surface quality factor (η) 0.65)

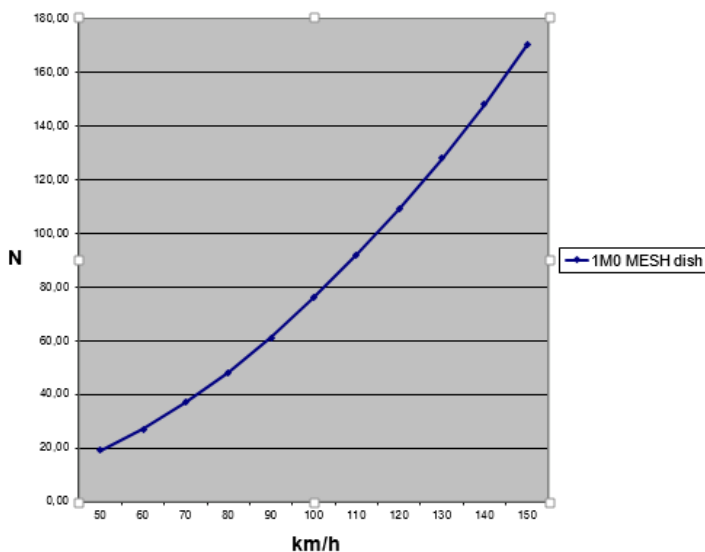
Frequency MHz	Gain dBd	1/2-power (3 dB) beam widths degree
1296	18.7	17.3
2320	23.6	9.7
3456	26.8	6.5
5760 (2.8mm mesh)	30.4	3.9
10368 (2.8mm mesh)	35.7	2.3

Focal length

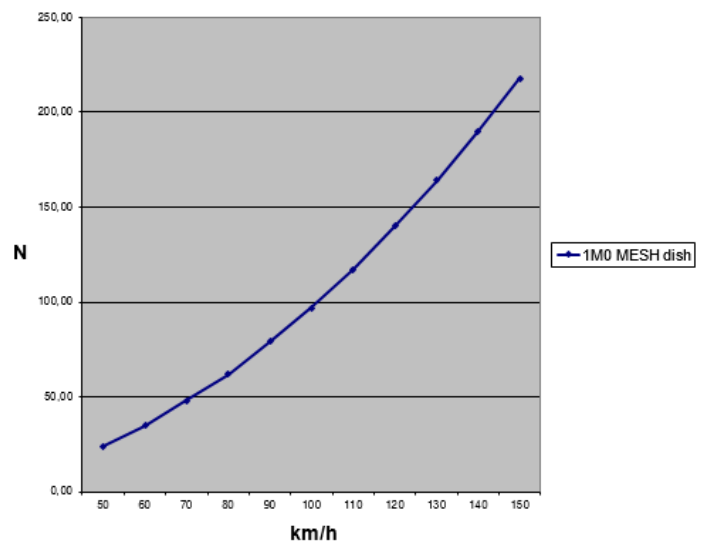
(Focal length: the distance from the center of the dish to the front of the feed.)

DISH SIZE	F/D=0.35	F/D=0.40	F/D=0.45	F/D=0.50
1.0 meter	35cm	40cm	45cm	50cm

RF HAMDESIGN
WIND LOAD - 1M0 MESH DISH 6mm Mesh



RF HAMDESIGN
WIND LOAD - 1M0 MESH DISH 2.8mm Mesh



Available RF HAMDESIGN - DISH KIT Accessories

Clamp used for Round RF HAMDESIGN DISH Feeds up to 5GHz.

This clamp is used to place the feed in front of the dish.
(Several dimensions clamp available)



Model Clamp: CLX-1

Supplied including all parts.

Material used:
UV resistant POM (black),
aluminum and Stainless Steel




Close up mounted Dish Feed in front of a Prime focus Dish



Clamp for use with DISH Feeds > 5GHz

This clamp is used to place the feed in front of the dish.
Supplied including all parts.




Model Clamp: CLX-2

New Clamp for use with DISH Feeds > 5GHz

This clamp is used to place the feed in front of the dish.
Supplied including all parts.



Picture: Dish Feed mounted in supplied clamp



Adaptor Clamp if >55mm Pole is used

This Bracket can mounted to the back site of the RF HAMDESIGN Dish (Max. 1.9Meter Dish) to create a Lager diameter Pole Clamp.

Example Picture right supplied incl 90mm Clamp
Several adaptor dimensions available.

Model clamp: CLX-10



Available options to Rotate the Dish Antenna:

<ul style="list-style-type: none"> ➤ SPX Low Budget Rotor ➤ Available: Azimuth and Azimuth & Elevation rotor ➤ Supplied including bracket to mount dish and flat mounting plate or pole mount ➤ Find out more at www.rfhamdesign SPX Antenna Rotators Tab. 	
<ul style="list-style-type: none"> ➤ SPID Heavy Duty Azimuth / Elevation rotator, 12 / 24 Volts ➤ Incl controller with built in track interface ➤ Resolution standard 1 degree / option 0.5 and 0.2 degree 	
<ul style="list-style-type: none"> ➤ Mounting bracket Dish <-> Rotator ➤ Made of aluminium ➤ Stainless steel bolts ➤ Easy to mount at all SPID AZ&EL rotators 	
<ul style="list-style-type: none"> ➤ SPID Adaptor ➤ Used to place the rotator at a base plate 	
<ul style="list-style-type: none"> ➤ Power supply 110~230Volts AC ➤ Output 20-26Volts DC / 11.7Amp 	
<ul style="list-style-type: none"> ➤ 8-Core control cable 	

Note: Prices can be found in our price list, download link at our web-site:
www.rfhamdesign.com